

Two-Post Turf Maintenance Lifts

online » www.rotarylif.com

TL07E Series

Model TL07E
2300 kg lifting capacity

Standard "E" (electronic)
version features include:



Dual Controls



Integrated Air



Integrated 220v
Electric Connection



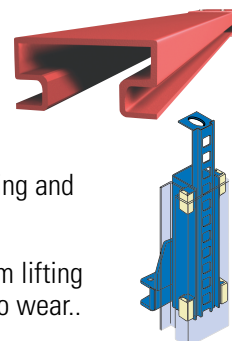
Single Button Soft Controls




Convert this lift to raise cars
and light trucks with optional
FJ5120 arm conversion kit
(4000 kg capacity)

Standard Features

- The patented "double S" single piece construction column design provides a channel for the bearings to travel that maximizes the strength of the column and surface contact area of the bearing.
- Slider block bearings of Tivar® 1000 polyethylene are self-lubricating and maintenance free.
- High-pressure hydraulic cylinders in each column provide maximum lifting force, smooth operation, and reliable service. No screws or nuts to wear..



World Leader in Lift Productivity

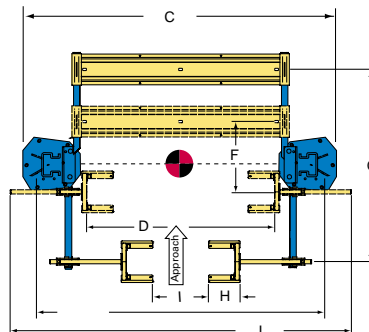
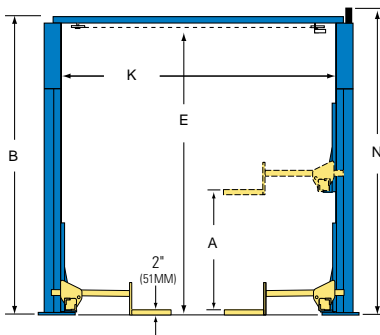


Specifications

MODEL:

	TL07E	Extended Height TL07E-EH2	TL07E-EH4
A. Rise	1803 mm	1803 mm	1803 mm
B. Height Overall**	3556 mm	4166 mm	4776 mm
C. Width Overall** (outside of base plate)	3496 mm	3496 mm	3496 mm
D. Drive-Thru Clearance	2324 mm	2324 mm	2324 mm
E. Floor To Overhead Switch	3437 mm	4047 mm	4657 mm
F. Minimum Wheel Base	762 mm	762 mm	762 mm
G. Maximum Wheel Base	2235 mm	2235 mm	2235 mm
H. Fork Length	316 mm	316 mm	316 mm
I. Minimum Inside Tires	521 mm	521 mm	521 mm
J. Extended Width	4191 mm	4191 mm	4191 mm
K. Inside Columns	2915 mm	2915 mm	2915 mm
N. Cylinder Height (Full Rise)	3721 mm	3721 mm	3721 mm
Lifting Capacity (4 wheel)	2300 kg	2300 kg	2300 kg
(3 wheel)	1100 kg	1100 kg	1100 kg
Voltage	380 v - 415 v	380 v - 415 v	380 v - 415 v
Time of full Rise	45 seconds	45 seconds	45 seconds
Ceiling Height Required	3747 mm	4357 mm	4967 mm

** Overall heights and widths reflect standard settings. Alternate settings may be available, refer to Installation Instruction Manual or consult factory for details.



Features and Benefits

- Highest rise available in the market with extended height models
- Can accommodate a 762 mm wheelbase vehicle
- Lift capacity to handle the largest mowers - like the Toro 580D or the Jacobson ST-5111
- Versatile small wheel attachment
- Lift can accommodate both 3 and 4 wheel turf equipment
- Can also be used for golf cart maintenance

- Wheel engaging - chocks wheels automatically
- Unique design permits easy access to reels and hydraulic systems
- 2 cylinder design for greater dependability and smoother operation

Optional

Our TL07E can easily be converted to lift passenger cars and light trucks.

FJ5120 - Arm kit for passenger cars and light trucks. (4000 kg capacity)

ROTARY LIFT

A DOVER COMPANY

WORLD HEADQUARTERS:

Rotary Lift
2700 Lanier Drive
Madison, Indiana USA
Phone: 1.800.640.5438
Phone: 1.812.273.1622
Fax: 1.800.578.5438
Fax: 1.812.273.6502
userlink@rotarylif.com
www.rotarylif.com

WORLDWIDE LOCATIONS:

Italy: (Regional Sales Office)
Rotary Lift Europe S.r.l.
Cadriano
Phone: +39.051.763384
Fax: +39.051.763395
info@rotaryeurope.com

Germany: (European Sales Headquarters)
Rotary Lift Germany GmbH
Bensheim
Phone: +49.6251.582.6420
Fax: +49.6251.582.6422
sales@rotarylif.de

United Kingdom: (Regional Sales Office)
Rotary Lift (UK) LTD.
Halstead, Essex
Phone: +44.178.747.7711
Fax: +44.178.747.7720
sales@rotarylif.idps.co.uk

Canada: (Regional Sales Office)
Rotary Lift Canada
Mississauga, Ontario
Phone: 888.256.4195
Phone: 905.812.9920
Fax: 905.812.9719
canada@rotarylif.com

Austral-Asia: (Regional Sales Office)
Rotary Lift Austral/Asia
Petaling Jaya, Malaysia
Phone: +60.3.7660.0285
Fax: +60.3.7660.0289
rlim@rotarylif.com



World Leader in Lift Productivity



World
Headquarters
Facility Only

